

www.3dwallpanels.com.au

3D

3D Wall Panels

decorative panels for
interiors & landscapes



design inspired by nature

Transform your interiors or outdoor space with the stunning range of decorative 3D wall panels. All our designs are uniquely crafted, with inspiration drawn from nature.

A feature wall in 3D wall panels creates an architectural feel at a cost effective price. 3D wall panels deliver true texture to your walls, bar fronts, reception counters and any vertical surface in need of a WOW factor.

- **Base material:**

- Interior 18mm (or 25mm) Australian made E0 moisture resistant MDF
- Exterior 18mm waterproof polymer

- **Finishes available:**

- Raw: ready to paint
- Primed: undercoated and lightly sanded
- Spray painted in polyurethane in matt, satin, semi or high gloss finish.

- **Standard panel sizes:**

- 2400mm x 1200mm (interior and exterior material)
 - 2700mm x 1200mm (interior material only)
- which can be cut down to suit your needs.

- **Pattern Orientation:**

- Patterns can be oriented vertically or horizontally for greater design flexibility.

Be inspired by the many different combinations of designs and finishes available. Proudly Australian made and delivered Australia wide. Online quotes are available at www.3dwallpanels.com.au.



design range **inspired by nature**



Arcs 60mm



Arcs 120mm



Bamboo



Barcode



Channels



Checkerplate



Circles Small



Circles Large



Contours



Corrugated



Craters



Cubes Small



Cubes Large




Diamonds Small



Diamonds Large




Dunes



Dimples



Eggs



Facets



Flow



Illusions




Impressions



Honeycomb



Hourglass



Logs



Mosaic



Pyramids



Reflections



Ripples



Sand Drift



Scallops Small



Scallops Large



Slats



Spikes



Stars



Stream



Spirals



Swirls



Waves



V Grooves

See the full range of designs on our website www.3dwallpanels.com.au.



design - Reflections | finish - polyurethane paint



design - Ripples | finish - polyurethane paint



design - Dunes | finish - polyurethane paint



design - Ripples in polymer | finish - exterior paint



design - Contours | finish - polyurethane paint



design - Pyramids | finish - polyurethane paint

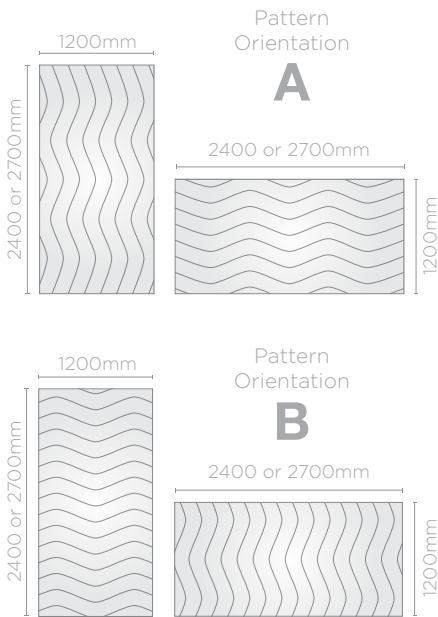
Alignment/Orientation

Pattern Matching

2400 x 1200mm panels can be pattern matched on all 4 sides. 2700 x 1200mm panels pattern match on 2 long sides only.

Pattern Orientation

The flexibility of pattern orientation allows you to achieve the desired look in any project.
When ordering, specify pattern orientation **A** or **B**.

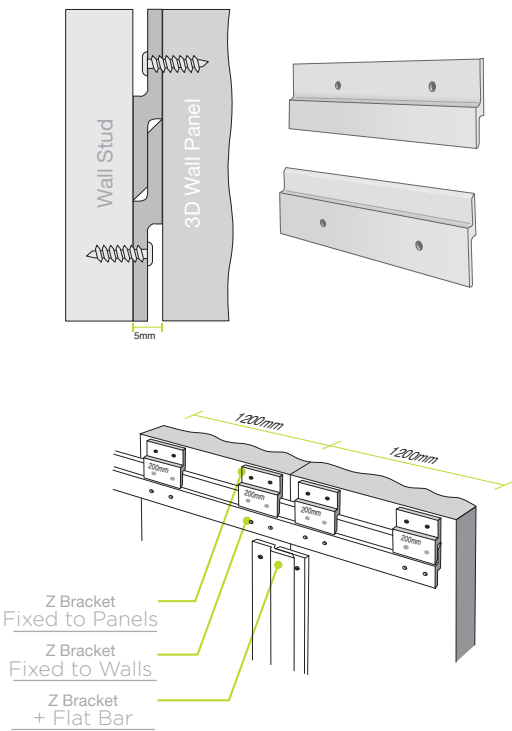


Installation Instructions

Finished Panels

Concealed installation

Z brackets provide a concealed method of fixing finished panels to walls and at just 5mm thick they offer a slimline solution. Z brackets and flat bars are available in 2mt lengths. See our Installation Guide for more details.



Raw Panels

Easy installation

Raw panels can simply be screwed to the wall; ensuring there is adequate support by screwing into wall studs. Screw holes can then be puttied, sanded and painted over.




Panel Edge Finish

Exposed edges of panels may be capped with aluminium angle, and cut to size as required.



T 02 9725 4222 F 02 9725 4777
80 Redfern Street, Wetherill Park NSW 2164
sales@3dwallpanels.com.au
www.3dwallpanels.com.au

Look us up on
social media



design - Diamonds Small | finish - polyurethane paint



design - Dunes | finish - polyurethane paint